


Paso 1. Vaya a la página de Iniciar Sesión. Si ya ha creado una cuenta, inicie sesión. De lo contrario, haga clic en "Register" (Registro) que se encuentra debajo de "Don't have an account?" (¿No tiene una cuenta?).



Century College Foundation

Register

Already have an account? [Sign in](#)

Email

First Name

Last Name

Password

Confirm Password

[Create Account](#)

Paso 1a. Una vez que haya hecho clic en Register, lo va a llevar a la página de registro. Ingrese los datos indicados, asegurándose de usar su correo electrónico institucional (StarID). Una vez que haya acabado, haga clic en "I agree to the terms of use and privacy policy" (Estoy de acuerdo con los términos de uso y la política de privacidad) al final de la página. Por favor lea todo antes de hacer clic. Luego haga clic en Create Account (Crear cuenta). Refiérase al ejemplo mostrado a continuación.

Privacy and Use Policy

On this page you'll be agreeing to a few things in order to use the AwardSpring website:

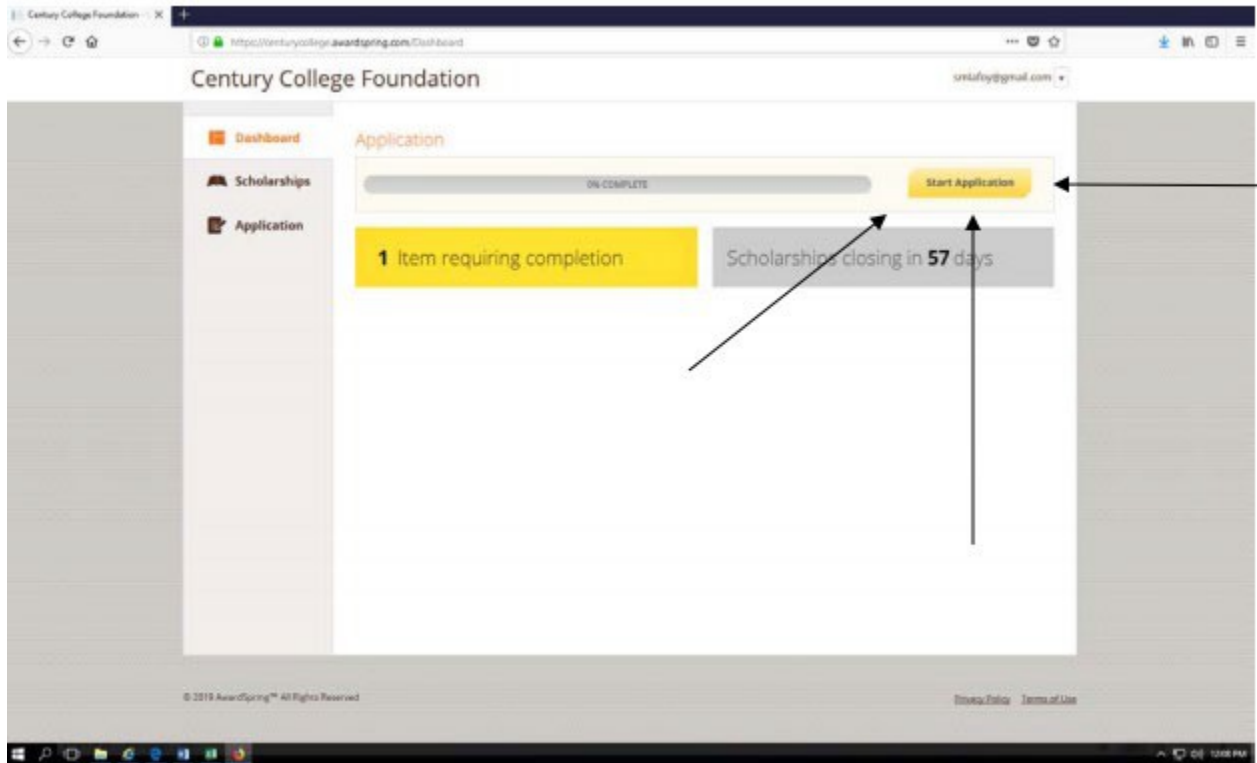
- [The AwardSpring Privacy Policy](#)
- [The AwardSpring Terms of Use](#)

I agree to the AwardSpring Terms of Use and Privacy Policy.

[Accept Agreement](#)

[Cancel](#)

Paso 2. Una vez registrado, aparecerá una ventana como la que se muestra a continuación. Haga clic en “Start Application” (Iniciar Solicitud)



Paso 3. Cuando empiece con la solicitud, la siguiente ventana aparecerá. Usted tendrá que completar la información general, financiera y las preguntas acerca de calificación ANTES DE QUE PUEDA SOLICITAR ciertas becas escolares. A continuación, se muestran imágenes de la solicitud, con las diferentes secciones. Nota: Todas sus respuestas deben ser en inglés.

Application

Personal Information	Alternate Email
Academic Summary	10 word(s) left <input type="text"/>
Questionnaire	Phone Number <input type="text"/>
Financial Information	Address 1 <input type="text"/>
Disclosure (Required)	Address 2 (Optional) <input type="text"/>
Feedback (Optional)	City <input type="text"/>
	Zip Code <input type="text"/>

County: (Scholarship-specific question)

- Ramsey
- Washington
- Dakota
- Pine County, MN
- Other

Country

Select an answer

Gender

- Female
- Male
- Prefer Not to Identify

What is your race/ ethnicity? (check all that apply)

Select an answer

What is your current age?

- 20 or under
- 21-24
- 25-29
- 30 or older

Previous Step

Next Step

Submit Application

***En la solicitud usted tendrá que subir un expediente académico (transcript). Las indicaciones sobre cómo obtener un expediente académico se encuentran en la página web de la beca.**


Application

Personal Information	
Academic Summary	
Questionnaire	
Financial Information	
Disclosure (Required)	
Feedback (Optional)	


Academic Status

- Graduating from high school this year
- PSEO student
- Current Century College Student
- Transferring from another college
- Returning to college after a gap in time

Major (check all that apply)

Select an answer 

Degree Pursuing

Select an answer 

Please provide your Current GPA (example: 2.90)

Century College ID (not STAR ID, and if you do not have one, type 0)

8 word(s) left

Please upload a copy of your unofficial transcript. Tip: You can get it online or go to a computer lab on campus for help.

Paso 3a. A continuación, se muestran las preguntas que va a tener que responder en caso de no subir un ensayo personal.

Tell us about yourself (please include your background and what led you to Century College)

300 word(s) left

B *I* U         

Tell us about your academic and career goals.

300 word(s) left

B *I* U         

Describe an obstacle you've overcome or discuss your greatest achievement.

300 word(s) left

B *I* U         



How will this scholarship help you? Please talk about any financial need you might have.

500 word(s) left

B *I* U         

Is there anything else you would like to add that was not covered in the last four questions?

300 word(s) left

B *I* U         

These 5 questions are...

1. Tell us about yourself (please include your background and what led you to Century College)
2. Tell us about your academic and career goals.
3. Describe an obstacle you've overcome or discuss your greatest achievement.
4. How will this scholarship help you? Please talk about any financial need you might have.
5. Is there anything else you would like to add that was not covered in the last four questions?

These questions are in replace of a personal essay. These are essential if you are to be considered for a scholarship.

Do you have a letter of recommendation to upload?

- Yes
 No

Paso 3b. Una vez que haya contestado estas preguntas, la página le va a pedir que suba una carta de recomendación.

Dependiendo de su respuesta, usted va a poder mandar un correo electrónico con su referencia desde AwardSpring!

Do you have a letter of recommendation to upload?

- Yes
- No

Paso 4. A partir de aquí usted va a tener que completar la porción del cuestionario de la solicitud. Esta es la forma en que usted va a poder determinar para cuáles becas usted cualifica.

Application

Personal Information	
Academic Summary	
Questionnaire	
Financial Information	
Disclosure (Required)	
Feedback (Optional)	

What is your planned enrollment status for the next academic year?

- Full Time (12+ credits)
- Part Time (6+ credits)
- Less than 6 credits

Are you a new student who will be enrolling at Century College in the Fall?

- Yes
- No

Are you a first generation college student (neither parent has a Bachelor's degree)?

- Yes
- No

Are you an immigrant or child of a recent immigrant? (If yes, apply for the John Luger Scholarship - 16 available each year)

- Yes
- No

Are you an International Student?

- Yes
- No

Are you a single parent?

- Yes
- No

Have you served any time in active duty other than basic training?

- Yes
- No

Are you a second semester student in the HVAC-R program?

- Yes
- No

Are you pursuing a degree in Science, Technology, Engineering or Math (STEM)?

- Yes
- No

Are you a current, future or past participant in a Century College TRIO program?

- Yes
- No

Do you plan to pursue a 4-year or higher degree?

- Yes
- No

[Previous Step](#) [Next Step](#) [Submit Application](#)

Paso 5. En la porción de Financial Information (información financiera), se le va a preguntar lo siguiente: “Did you complete your FAFSA application?” (¿Completó la solicitud de FAFSA?) Si su respuesta es Sí, se desplegarán unas opciones donde tendrá que indicar para qué cualifica.

Application

Personal Information	<p>Did you complete your FAFSA (Free Application for Federal Student Aid) application?</p> <p><input type="radio"/> Yes</p> <p><input type="radio"/> No</p> <p>If you applied for financial aid from Century College, please upload your current Financial Aid Award Letter/Billing statement. If you did not apply for financial aid, please write about your financial need in your essay. <i>(Optional)</i></p> <p><input type="button" value="Upload File"/></p>
Academic Summary	
Questionnaire	
Financial Information	
Disclosure (Required)	
Feedback (Optional)	

Paso 6. Le pedimos que confirme estar de acuerdo con estos enunciados antes de que usted aplique para las becas. Si lo está, haga clic en “Agree” (Estoy de acuerdo)

Application

Personal Information	<p>I certify that all information provided in my application is true and accurate to the best of my knowledge and I give permission to the Century College Foundation, scholarship committees and campus support offices to review information submitted in or with my application, which may include access to my financial records and transcripts. If awarded a scholarship, I will meet and maintain eligibility requirements, including writing a thank you note. For questions, please email: Foundation@century.edu</p> <p><input type="radio"/> Agree</p> <p>I grant permission to the Century College and its agents or employees, to photograph, record, film and electronically capture in permanent form my name, likeness, image, voice, appearance and/or performance (hereinafter “Recording”). Century College may use the Recording created on the date and at the location listed below for use in College publications and advertisements, both hard copy and electronic. The Recording and the copyright are the sole property of Century College. I hereby waive any right to inspect or approve the Recording, derivative works or any written materials associated with them. I hereby agree to release and hold harmless Century College and its agents or employees, including any organization publishing and/or distributing the Recording in whole or in part, whether on hard copy or through electronic media, or another media, from and against any claims, damages or liability arising from or related to the use or misuse of the Recording including but not limited to any alteration or use in composite form, either intentionally or otherwise, that may occur at any time. I am 18 years of age or older and I am competent to contract in my own name. I have read this consent/release form and I fully understand the contents, meaning and impact of it. I hereby accept the terms of this consent/release.</p> <p><input type="radio"/> Agree</p>
Academic Summary	
Questionnaire	
Financial Information	
Disclosure (Required)	
Feedback (Optional)	

Previous Step

Next Step

Submit Application

Paso 7. Antes de finalizar la solicitud, ¡Le pedimos que nos deje un comentario! Siempre estamos buscando mejorar y queremos que este proceso no sea difícil. Una vez que haya terminado y todo esté completo, haga clic en “Submit Application” (Enviar solicitud)

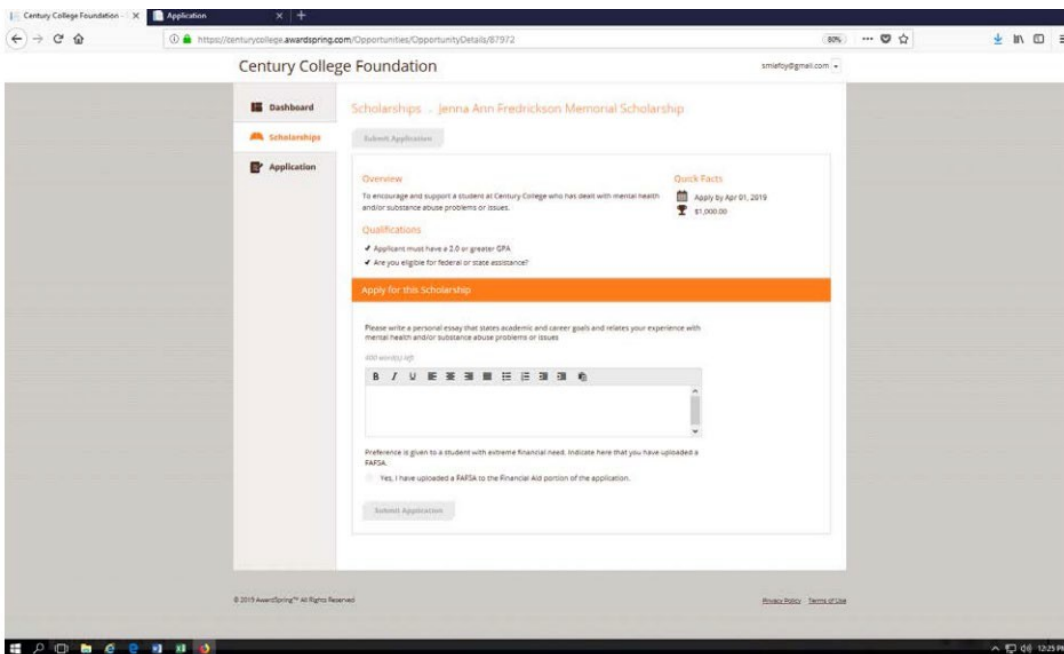
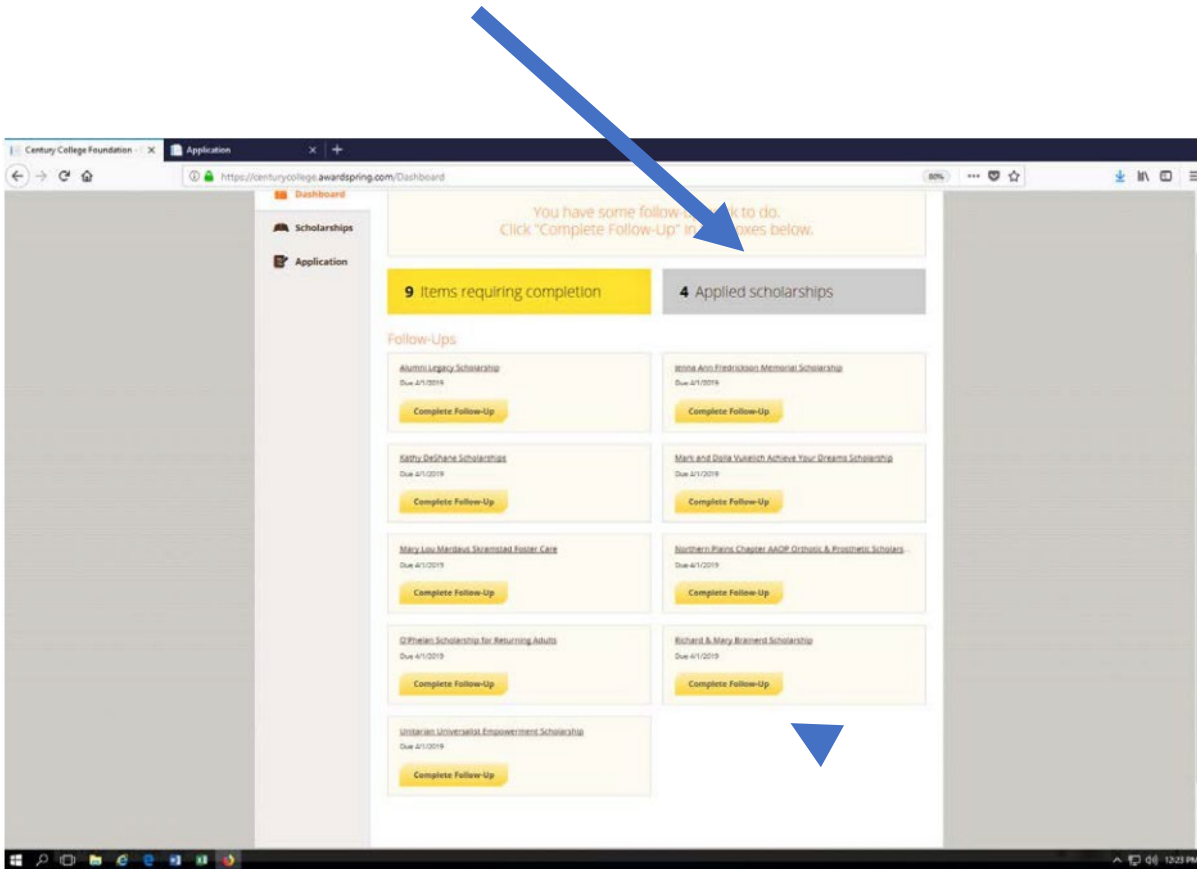
Application

Personal Information	<p>How did you learn about the scholarships? <i>(Optional)</i></p> <input type="text" value="Select an answer"/>
Academic Summary	
Questionnaire	
Financial Information	
Disclosure (Required)	
Feedback (Optional) <i>Completed</i>	<p>Do you have any comments or concerns that popped up during this application process? <i>(Optional)</i></p> <p>100 word(s) left</p> <div>B <i>I</i> <u>U</u> </div> <input type="text"/>

Previous Step **Next Step** **Submit Application**

Paso 8. Una vez que haya enviado su solicitud, una ventana como la que se muestra a continuación aparecerá. Según como haya respondido a las preguntas, puede que usted haya solicitado algunas becas automáticamente. Otras becas pueden que necesiten información adicional.

Paso 8b. Si hace clic en “Applied Scholarships”(Becas solicitadas), podrá ver las becas que haya solicitado automáticamente.



Step 9. Cuando vea una beca que ha solicitado y que necesite requisitos adicionales, haga clic en “Complete Follow Up” (Completar). Cuando lo haga, el seguimiento depende de cada beca; algunos requieren de un ensayo pequeño, mientras que otros requieren su consentimiento a los términos de la beca.

Para ver todas las becas, haga clic en la pestaña de “Scholarships” (Becas). Si obtiene más cartas de recomendación, o necesita modificar su solicitud haga clic en la pestaña de “Application” (Solicitud).